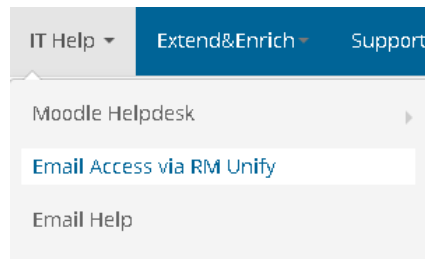


Need help logging onto your Email via RM Unify?

Click on the Quick Link on Moodle

IT Help

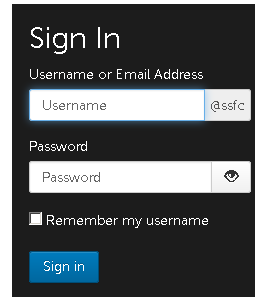
Email Access via RM Unify



On the RM Unify Website

Enter your Logon ID (mystudentlogon)

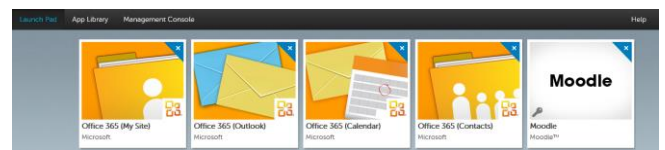
And then your RM CC4 password (*****)



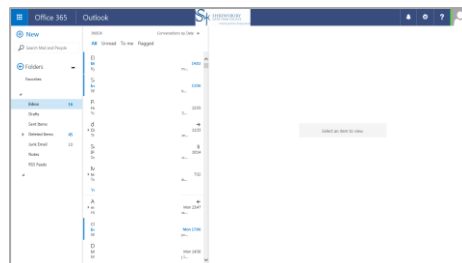
When you change your password on RM CC4, this will automatically change in RM Unify

If you have forgotten your password, you will need to ask the Study Support or IT Team to change this for you.

When you are logged into RM Unify Click on the "Office 365 (Outlook)" App



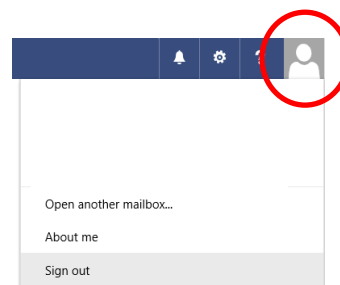
And view your emails



To sign out of your email and RM Unify

Click the person icon (circled in red)

and Sign out



If you are using an iPad, you will need to "switch the view" to "pc view" on the bottom of your screen



[back to Moodle](#)